

CENTRAL UPPER HIRAFU LODGE

LAND IN UPPER HIRAFU



* All Details Approximate For Discussion Purposes Only


HUGE OPPORTUNITY FOR A POPULAR UPPER HIRAFU LODGE - EXCELLENT CENTRAL LOCATION WITH STRONG REDEVELOPMENT POTENTIAL!




Enquire

- ▶ The centre of the centre. This lodge is in the very heart of Asia's No.1 ski resort, perfectly located for the full Niseko experience.
- ▶ Rare opportunity! Upper Hirafu land has been like gold dust in recent years, with demand far outpacing supply.
- ▶ World class ski slopes, restaurants, retail, onsen, spas all within easy walking distance.
- ▶ Strong redevelopment potential for both commercial and residential focus.
- ▶ Beautiful ski resort views available from a future build, in particular with the Grand Hirafu slopes lit up for night skiing
- ▶ Existing buildings suitable for immediate usage (suggest lodge operation or staff accommodation), whilst redevelopment plans are finalised.
- ▶ Individual building sizes:
 - Building 1 : 943.7 sqm
 - Building 2 : 483.72 sqm
 - Building 3 : 243.45 sqm




 188-22, 25, 39 Aza-Yamada, Kutchan, Hokkaido

 Building Size: 1,670.87 m² (505.43 tsubo)
Land Size: 1,598.99 m² (483.69 tsubo)

 10  10  5 mins walk

Get in touch

 info@nisekorealestate.com

 +81 (0) 136 21 7722

 nisekorealestate.com