

Kutchan Yotei Vista Development Site

Land in Kutchan



*All Details Approximate For Discussion Purposes Only.


EXPANSIVE DEVELOPMENT SITE AT THE FOOT OF MT. YOTEI


¥590,000,000


Per sqm: ¥91,427

- ▶ A developer's dream! Expansive flat land parcel at the entrance to Kutchan Town.
- ▶ Incredible, unobstructed views of both Mt. Yotei and the Niseko United Ski resort.
- ▶ Plot size and regular shape a blank canvas for future construction, outside of urban planning restriction zones.
- ▶ Kutchan town centre a 2 minute drive, with both Niseko United and Rusutsu resorts within easy driving distance, along with also convenient access to Sapporo.
- ▶ Water usage rights to a high quality and high volume spring, fed by Mt. Yotei.
- ▶ Premium development site for a fraction of the cost of other similarly sized sites near the ski areas.



 Fujimi 312-4, Kutchan, Hokkaido

 Land Size: 21,332.92 m² (6,453.20 tsubo)

 10 minutes drive

Get in touch

 info@nisekorealestate.com

 +81 (0) 136 21 7722

 nisekorealestate.com