

RUBY CHALET HIRAFU

HOUSES IN HIRAFU OUTSKIRTS





A VERSATILE CHALET OFFERING IMMEDIATE RENTAL REVENUE, AND FUTURE POTENTIAL, IN A QUIET HIRAFU VILLAGE LOCATION. ¥170,000,000




Situated on the quiet edge of Hirafu Village, Ruby Chalet is a stand-alone home offering a unique balance of privacy, convenience, and future potential.

- ▶ **Hirafu Village Location:** Located on 343, just outside of the busy Hirafu Village, Ruby Chalet enjoys a quiet setting that is still just a short walk from the village's main hub of world-class restaurants, shops, and ski lifts.
- ▶ **Mountain Views:** The property features sought-after views of Mt. Yotei. In autumn and winter, the scenery opens up to reveal views toward the Grand Hirafu ski resort.
- ▶ **Versatile Space:** A traditional Japanese tatami room adds valuable flexibility, serving as an additional bedroom, a quiet lounge, or a pre- and post-skiing stretching and yoga space.
- ▶ **Year-Round Appeal:** An ideal base for all seasons, with easy access to Niseko's growing mountain bike trail network, including Twin Peaks Bike Park and the Grand Hirafu gondola for summer hiking and activities.
- ▶ **Investment & Future Potential:** A proven rental property that offers immediate returns, while its solid foundation and classic layout provide a perfect canvas for a future renovation.



 **Yamada 133-3, Kutchan, Abuta-Gun, Hokkaido**

 **Building Size: 132 m² (39.93 tsubo)**
Land Size: 424 m² (128.26 tsubo)

 **3**  **2**  **2 mins drive**

Get in touch

 info@nisekorealestate.com

 +81 (0) 136 21 7722

 nisekorealestate.com