

SATOMI ROUTE 5 DEVELOPMENT SITE: 2,840 TSUBO

LAND IN NISEKO SATOMI






A NEARLY 1-HECTARE, LAND PARCEL ON ROUTE 5, **¥310,000,000** WITH COMMANDING MT. YOTEI VIEWS.

Per Tsubo: ¥109,142

- ▶ Positioned just outside Niseko Town in the peaceful Satomi area, this expansive 9,389 sqm (2,840 tsubo) property offers a blend of convenient town accessibility and rural beauty. Bordered by open farmlands, the site feels open and expansive, yet sits immediately off Route 5, ensuring year-round convenience and excellent visibility. High Visibility: Immediate access off Route 5 provides excellent exposure for potential commercial, retail, or hospitality projects.
- ▶ High Visibility: Immediate access off Route 5 provides excellent exposure for potential commercial, retail, or hospitality projects.
- ▶ Unobstructed Views: Features incredible, unobstructed views of Mt. Yotei from throughout the site.
- ▶ Future View Potential: Any vertical construction would likely reveal views of the Mt. Annupuri ski slopes and resort lights in the distance.
- ▶ Cost-Effective Terrain: The land is flat and open, minimizing site preparation costs compared to forested or sloped lots.
- ▶ Versatile Usage: Ideal for a commercial complex, a residential subdivision, or a massive private legacy estate.



 **144-3 Niseko Satomi, Niseko-cho,
Abuta-gun, Hokkaido**
 **Land Size: 9,389.5 m² (2,840.32 tsubo)**
 **15 mins drive**

Get in touch

 info@nisekorealestate.com

 +81 (0) 136 21 7722

 nisekorealestate.com