

# 10 HECTARE NISEKO YOTEI ESTATE

LAND IN NISEKO TOWN




## RARE LARGE SITE WITH RIVER AND STUNNING


- ▶ Ideal for luxury house development, or an estate-like collection of premium properties.
- ▶ Close proximity to Route 66 (New Chitose International Airport, and Lake Toya).
- ▶ Stunning panoramic views in all directions
- ▶ Fresh water river flowing directly from Mt. Yotei.
- ▶ Easy access to Niseko and Kutchan Towns.


# ¥120,000,000

Per tsubo: ¥4,155



 Niseko Kondo 483-1 483-2, 483-3, 507,  
Niseko Town

 Land: 95,460 m<sup>2</sup> (28,876.52 tsubo)

 11km (10 minutes) / 12km (12 minutes)

Get in touch

 [info@nisekorealestate.com](mailto:info@nisekorealestate.com)

 +81 (0) 136 21 7722

 [nisekorealestate.com](http://nisekorealestate.com)